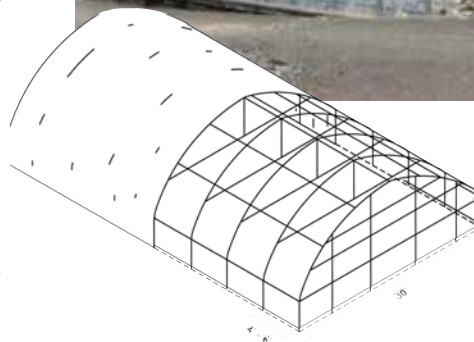
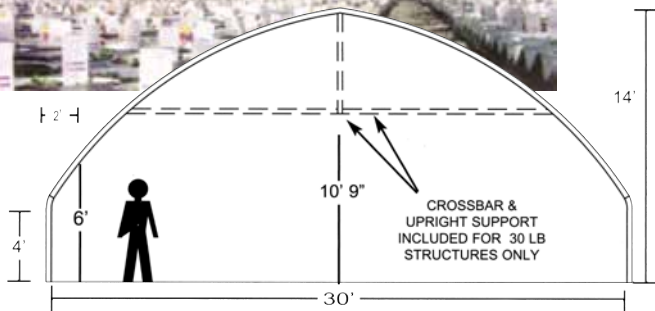



RANGER 2000

Whether starting out or in an expansion mode, the versatility of the Ranger Series 2000 offers a natural no nonsense solution for obtaining maximum productivity while reducing capital investment. The Ranger Series 2000 works as a growing area, educational greenhouse or retail center. It can be covered with polyethylene, shade cloth or rigid coverings including 8 mm polycarbonate. Almost 60 years of experience go into each Ranger Series 2000 fabrication. Every detail has been field tested and refined for customer satisfaction.



Sizing

Widths: 30'

Side Wall Heights:

4' & 6'